

How to Separate and Throw Out Garbage

in Aizuwakamatsu City

- ★Garbage must be divided and taken out by 8:30am on collection day.
- ★Take burnable garbage, unburnable garbage, and waste paper to the trash collection area; and cans, glass bottles, PET bottles, plastic packaging and additional plastic items to the separate recyclables collection area.
- ★Please dispose of papers, cans, returnable glass bottles (beer bottles, etc.), old rags etc. at supermarket recycling stations, or at your neighbourhood recyclable collection area. Make sure you follow the proper disposal procedure of the store or collection area you are putting your recycling into.

Burnable Garbage

- Applies to: kitchen waste, rubber items, wood scraps, paper scraps, bedding (blankets, futons) etc
- Please dispose of 'Plastic packaging', 'miscellaneous recyclable paper', and 'old clothes' separately.
- Please put out your trash in a clear or translucent bag. (maximum size: 45liters)
- Please make sure kitchen waste such as food scraps have been fully strained.
- Wood scraps thrown out must be under 10cm in diameter and 60cm in length. (A bundle with a diameter of under 30cm)
- Please fold down blankets and futons as much as possible, then tie them with a string.
- Rice bags, fertilizer bags, and other bags whose contents are not visible may not be used.



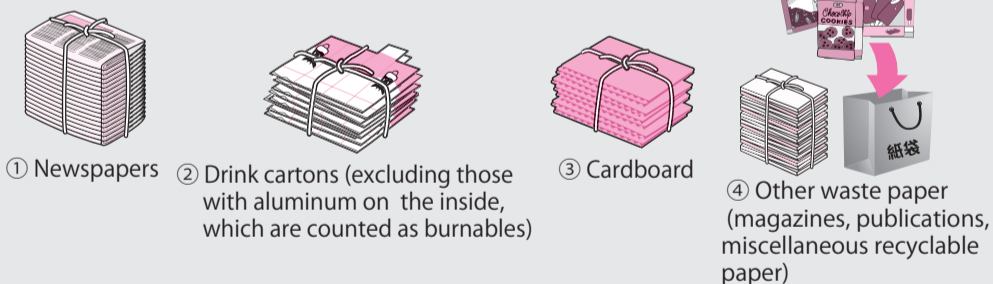
Unburnable Garbage

- Please put out your trash in a clear or translucent bag. (maximum size: 45liters)
- Items that are too big to fit in bags may be put out as is.
- There are some items that cannot be collected and processed by the City, such as computers, refrigerators, heavy pickling stones, etc.
- For spray cans and cassette gas cans, etc., use up all the can's contents and, in a well ventilated area (outside), puncture a hole in the can before putting it out for collection.
- Wrap up broken and bladed objects, etc. in newspaper so that there is no danger.
- Applies to: glass/crockery, metal items, hard plastics, small electrical appliances, batteries, spray cans, cassette gas can, paint cans, oil cans, etc.
- Cannot be longer than 2m in length.
- Do not put lithium ion batteries in the burnable garbage!!
- Lithium ion batteries are known to catch fire if moisture or humidity gets into the circuit or if pressure is applied to the outside. Please do not put them out in the City garbage collection as it could lead to the garbage truck or processing building catching fire. Please check how to dispose of batteries safely at retailers, or with the battery manufacturers.



Waste Paper

- Applies to: newspapers, drink cartons, cardboard, other paper products (magazines, miscellaneous recyclable paper).
- Rinse out cartons with water, cut them open and let them dry, then tie them crisscross in a bundle.
- Bundle or place paper packaging, sweets boxes, magazines etc. into a paper bag, and tie them crisscross.
- Separate the paper by type and bundle it up crisscross.



PET Bottles

- Remove the cap and label, rinse the inside with water and crush before disposing.
- ★The plastic caps and labels can be disposed as "plastic wrapping."

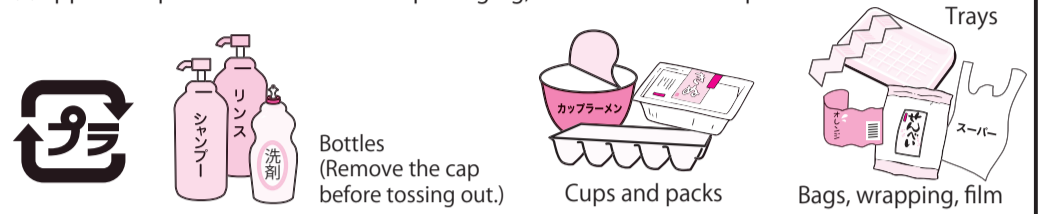
Applies to: water, alcohol, seasoning bottles etc. that are marked as PET.



Plastic Packaging, Additional Plastic Items

【Plastic Packaging】

- Empty out the contents, wash dirty items with water etc. before putting out.
- Place items in transparent or semi-transparent bags and put them out.
- Put out items as is, without removing labels (such as best before dates, or prices etc.)
- ★Applies to: plastic 'containers' and 'packaging,' that are marked as plastic.



【Additional Plastic Items】

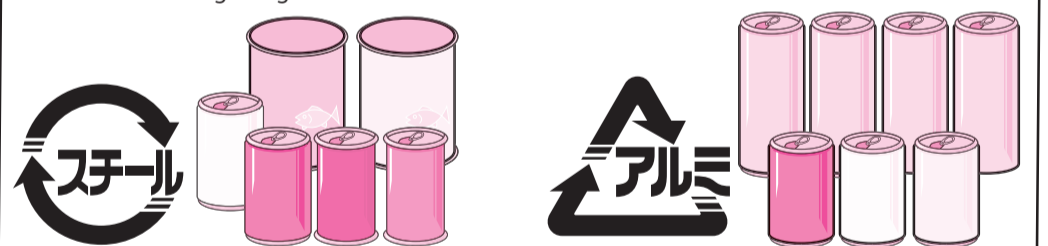
The following 24 items that are partly, or completely made of plastic.

1	Plastic Wrap/Cling Film	9	Net Bags	17	Bath Mats
2	Spoons	10	Plastic Wrapping	18	Styrofoam
3	Forks	11	Plastic Twine	19	Bento Grass
4	Straws	12	Pallet Strapping	20	Medicated Patch etc. Backings
5	Dish or Bath Sponges	13	Plastic Rope	21	Clear Files
6	Bath Slippers	14	Vinyl Sheet	22	Vinyl Hose
7	Plastic Gloves	15	Plastic Mats	23	Flotation Devices
8	Plastic Bags	16	Puzzle Mats	24	Table Cloths

- For large or long items, such as sheets, mats, ropes etc. please cut them down to be 50cm or less in length.
- Please clean dirty items with water before putting them out. If they cannot be cleaned, please put them into the burnable garbage.
- Please remove any metal, such as fixtures, zippers etc. (cut off with scissors etc.) before putting out. Please put the metal parts out with the unburnable garbage.
- If flotation devices have non-plastic fixings, please remove them before putting them out.

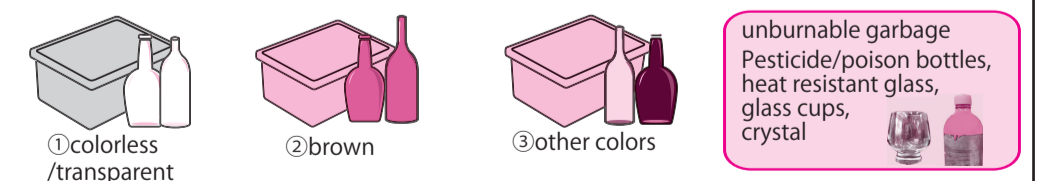
Cans

- Rinse the inside with water, and separate into "steel" and "aluminum" for collection.
- ★Applies to: steel or aluminum drink cans, food cans, candy tins, or milk cans etc.
- ★Please dispose items that have rusted or are difficult to clean as "unburnable garbage."
- ★Please dispose of items larger than a milk can, such as paint or oil cans, as "unburnable garbage."
- ★Metal bottle caps, or can lids are difficult to process, so please put them out with the unburnable garbage.



Bottles

- Rinse the inside with water, and separate into ①colorless/transparent, ②brown, ③other colors.
- ★Applies to: glass drink, food, alcohol, seasoning, medicine, and beauty product containers.
- ★Dispose of heat resistant glass items such as pesticide or poison bottles, fragrance bottles, glass dishes, glass items, baby bottles etc., and crystal glass as 'unburnable garbage.'
- ★Dispose of metal bottle caps as "unburnable garbage," and plastic bottle caps as "plastic packaging."
- ★Dispose of items that are difficult to clean (oily etc.) as "unburnable garbage."
- ★Please dispose of 'returnable' 1.8L sake bottles and beer bottles by returning them to the store or put them out at your neighbourhood recyclable collection area.



Oversize Garbage

- Please contact the Waste Management Division if you are having difficulty taking your trash out to the collection station, or if you have extra heavy or large items to dispose of. Find more information on the City Homepage.
- For how to sort/dispose of anything not listed here, please refer to the 'Household Garbage Separation Guide.'
- You can view the 'Garbage and Recycling Calendar' anytime in many languages using the 'Catalog Pocket' App.

